


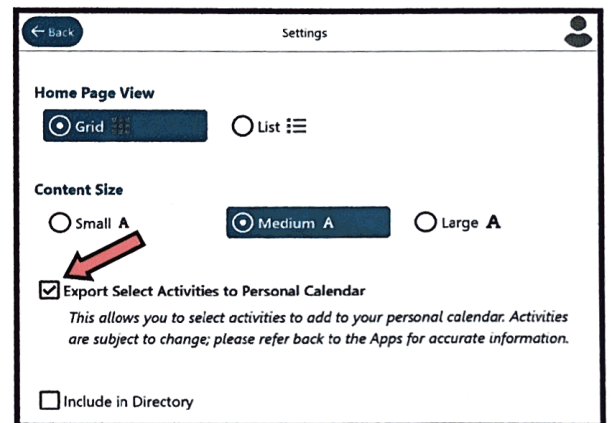
How to Add an Activity to Your Calendar




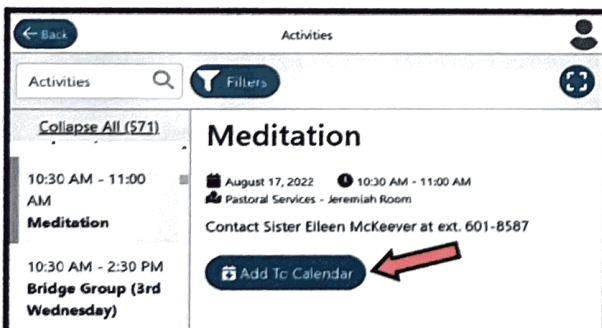
- Log into your My Erickson account.
- Click or tap on your profile picture or the profile icon  at the top right of the site.
- Click or tap on “Settings.”

- Check the “Export Select Activities to Personal Calendar” box.

(This allows you to select activities to add to your personal calendar.)



- Find an activity you are interested in.
- Click or tap “Add to Calendar.” 
- Proceed to save to your personal calendar on your device and set a reminder for the activity.



Need more instruction?

Visit the “Tutorials” section under the “Guide” icon to watch an instructional video on how to add an activity to your calendar.



My Erickson