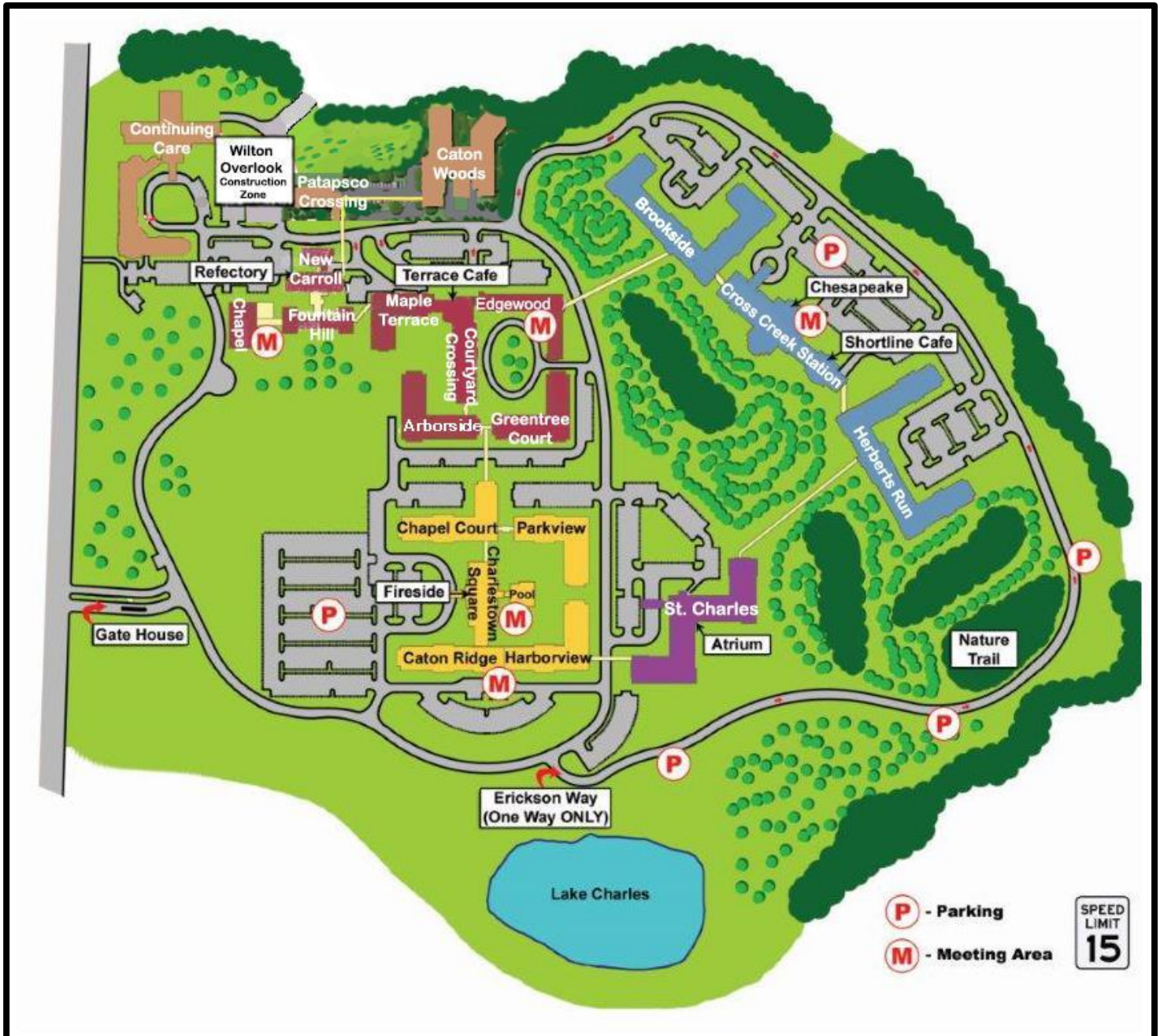



COMMUNITY “WAY FINDING MAP” BY LOBBIES AND RESTAURANTS




Welcome to Charlestown! This map will orient you to the community by way of our lobbies and restaurants. Each set of directions has a color code that matches a colored building on the map. We will start at the Charlestown Square Lobby and work our way around the entire campus. Enjoy the walk!


From Charlestown Square Lobby to Fireside Restaurant:

- 
- Facing the Charlestown Square lobby; walk forward and turn left to the lobby elevator.
 - Take the elevator to the **2nd Floor** or take **central stairway**, Fireside Restaurant is on your right.


From Fireside Restaurant to Atrium Restaurant:

- 
- Facing the Fireside Restaurant; go left.
 - At the end of the hallway, make a left.
 - Go through Harborview and across the bridge leading to St. Charles, turn right.
 - Once you are in the St. Charles, go left down the hallway until you come to the elevator.
 - Take the elevator from the **4th Floor** down to **Terrace (T) Level**, the Atrium Restaurant will be straight ahead.


From Atrium Restaurant to Shortline Café:

- 
- Facing the Atrium Restaurant elevators; go right towards the bridge leading to Herbert's Run.
 - Go across the bridge to Herbert's Run and make a left beyond the bridge.
 - Continue straight ahead until you reach the Shortline Café.


From Shortline Café to Chesapeake Restaurant:

- 
- Facing the Shortline Café; turn right and walk down the hallway.
 - Pass the bank on your right.
 - The Chesapeake Restaurant will be on the left before you reach the Cross Creek Station Lobby.


From Chesapeake Restaurant to Terrace Café:

- 
- Facing the Chesapeake Restaurant; go right towards Brookside.
 - You will pass the Lobby Desk on the right and mail boxes on the left.
 - Continue forward past Community Resources Office until you reach the elevators on the right.
 - Take the elevator in Brookside from **Terrace (T) Level** up to the **4th Floor**.
 - Exit the elevator, go right and cross the bridge leading to **Edgewood, 2nd Floor**.
 - When you reach **Edgewood, 2nd Floor**, go past the Auditorium on your left.
 - Continue through **Edgewood, 2nd Floor**, go right to the elevator, take elevator to **L2 Floor**.
 - The Terrace Café will be around the corner from the elevator.


From Terrace Café to Caton Woods (Assisted Living)

- 
- Facing the Terrace Café, take the steps down to **Courtyard Crossing Front Lobby** (Level 1).
 - Proceed through double doors and down the drive way, **Caton Woods** is the building directly across the street.


From Terrace Café to Refectory Restaurant:

- 
- Facing the Terrace Café; go right towards **Maple Terrace** passing the Creative Arts Studio on the right and continue straight ahead to **Fountain Hill**.
 - At Fountain Hill (1) Lobby Desk, turn right and go to the elevator by the Medical Center.
 - Take elevator from **Ground (G) Level** up to the **1st Floor**, Refectory Restaurant will be on the right.

From Refectory Restaurant to Caton Woods (Assisted Living)

- 
- Facing the Refectory Restaurant; go inside the restaurant.
 - Go past the service station to the back right doorway, leading to the bridge.
 - Take the Refectory bridge until the end and, make a right on to the Caton Woods bridge.
 - Go through double doors on to **Caton Woods Level 2** and turn left.
 - Continue walking to first Exit sign and make a right, walk a few feet turn right into the elevator lobby and go to **T Level - Caton Woods Lobby**.

From Refectory Restaurant to Patapsco Crossing



- Facing the Refectory Restaurant; go inside the restaurant.
- Go past the service station to the back right doorway, leading to the bridge.
- Take the Refectory bridge until the end and, make a left through the door; where you have reached **Human Resources**.

From Caton Woods (Assisted Living) to Refectory Restaurant:



- From the **Caton Woods Lobby**, take elevator to **Level 2**, turn left to the end of the hall, turn left and go over the **Caton Woods Bridge**.
- Make a left and go over the **Refectory Bridge**. Go right through the door to the **Refectory**.

From Refectory Restaurant to Terrace Café:



- From outside of the Refectory Restaurant entrance; take the elevator on the right from the **1st Floor** down to **Ground (G) Floor** (or use spiral staircase).
- Exit the elevator, head towards the Fountain Hill Lobby Desk to the left.
- At the Fountain Hill (1) Lobby Desk, make a left and go through Maple Terrace.
- Terrace Café will be on your right, above Courtyard Crossing Lobby Desk.

From Terrace Café to Fireside Restaurant:



- At the stairs leading down to Courtyard Crossing Lobby Desk, take a right and go towards Arborside.
- At the end of the hallway, make a left and then a quick right.
- Take the bridge over to Chapel Court and continue down the hallway.
- The Fireside Restaurant will be on your right.

From Fireside Restaurant to Charlestown Square Lobby:



- Facing the Fireside Restaurant, take the elevator on the right.
- Go down to the **Ground (G) Floor**, exit the elevator to the Lobby.

POPULAR CHARLESTOWN DESTINATIONS

(Individual office locations can be found in the Resident Handbook)

	DESTINATION	LOCATION
	<ul style="list-style-type: none"> ▪ Charlestown Square Lobby Desk ▪ Administration Office ▪ Sales Office ▪ Market Place ▪ PS Hair Salon ▪ Fitness Center & Pool ▪ Charlestown Square Creative Arts Studio & Classroom 116 	Charlestown Square 1 st floor
	<ul style="list-style-type: none"> ▪ Fireside Restaurant ▪ Fireside Pub, Card/TV Room, Billiards, ▪ Charlestown Square Gallery ▪ Charlestown Square Classroom 216 ▪ Charlestown Square Catering and Meeting Rooms 	Charlestown Square 2 nd Floor
	<ul style="list-style-type: none"> ▪ City Lights ▪ Outpatient Rehab 	Caton Ridge, 6 th Floor Caton Ridge, 1 st Floor
	<ul style="list-style-type: none"> ▪ Human Resources ▪ Employee Health and Wellness 	Patapsco Crossing, 2 nd Level Patapsco Crossing, 1 st Level

	<ul style="list-style-type: none"> ▪ Cross Creek Lobby Desk ▪ PS Hair Salon ▪ Channel 972 Studio ▪ Whistle Stop ▪ Resident Life Office / Philanthropy ▪ PNC Bank ▪ Chesapeake Restaurant ▪ Shortline Café ▪ Creative Art's Studio (Herbert's Run Side) 	Cross Creek 1 st Floor
	<ul style="list-style-type: none"> ▪ Conference Center 	Cross Creek, Ground Level
	<ul style="list-style-type: none"> ▪ Certified Home Health ▪ Home Support ▪ Community Resources ▪ Brookside Classrooms 1 & 2 ▪ Finance Office 	Brookside Terrace (T) Level
	<ul style="list-style-type: none"> ▪ Treasures Unlimited ▪ Charlestown Woodshop ▪ Ping Pong Room ▪ Treasure Sale – Ladies' Boutique ▪ General Services 	Herbert's Run Terrace (T) Level
	<ul style="list-style-type: none"> ▪ Atrium Restaurant ▪ Atrium Lounge ▪ Black Swan Pub 	St. Charles Terrace (T) Level
	<ul style="list-style-type: none"> ▪ Auditorium 	Edgewood, 2 nd Floor
	<ul style="list-style-type: none"> ▪ Courtyard Crossing Lobby Desk 	Courtyard Crossing (one floor below Terrace Café)
	<ul style="list-style-type: none"> ▪ Terrace Café ▪ Maple Terrace Creative Arts Studio ▪ Maple Terrace Music Room ▪ Charlestown Model Railroad ▪ Volunteer Program ▪ Charlestown Film Library ▪ Ruth Houck Library ▪ Dental Suite ▪ Shuffleboard Court 	Maple Terrace Ground (G) Level
	<ul style="list-style-type: none"> ▪ Erickson Advantage Member Services & Care Coordination ▪ Ophthalmology & Audiology 	Maple Terrace 4 th Floor
	<ul style="list-style-type: none"> ▪ Fountain Hill Building Lobby Desk / Security (24/7 service) ▪ PS Hair Salon ▪ Fountain Hill Café ▪ CVS Pharmacy ▪ Pastoral Care Offices 	Fountain Hill Ground Level
	<ul style="list-style-type: none"> ▪ OLOA Chapel 	Fountain Hill 1 st Floor
	<ul style="list-style-type: none"> ▪ Medical Center ▪ Dining Administration 	New Carroll, Ground Level New Carroll, 1 st Floor